

Helium LS & Helium LSE



** Indicates a Required Field*

Dealer Information

* Contact: _____

Dealer Code: _____

* Dealer Name: _____

Address: _____

* City: _____

* State/Zip: _____

* Phone#: _____

* Fax#: _____

PO#: _____

Email Address: _____

Client Information

Permobil recommends that the client is evaluated by a certified rehab specialist.

* First Name: _____

* Last Name: _____

Diagnosis: _____

Funding Source: _____

Client Age: _____

Client Measurements

* Weight: _____

* Height: _____

A) Top of Shoulders: _____

B) Chest Depth: _____

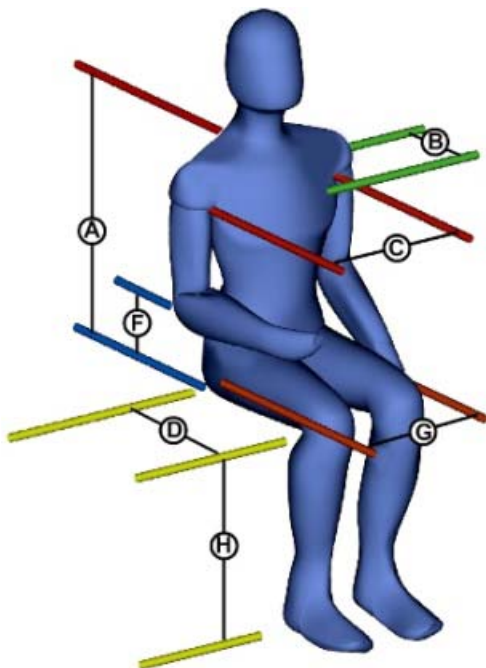
C) Chest Width: _____

D) Upper Leg Dimension: _____

F) Seat Pan to Elbow: _____

G) Hip Width: _____

H) Knee to Footplate: _____



Three column pricing on order/quote:

Display HCPCS Codes on order/quote:

Please send order/quote to fax#: (800) 231-3256

Email to: sales@permobilus.com

Permobil Inc.
300 Duke Dr.
Lebanon, TN 37090
Tel: (800) 736-0925
Fax: (800) 231-3256
www.permobil.com

Prices effective **January 16, 2012.**

Chair Model and Colors

Choose One of the Following Items:

Part Num	Description	Price	HCPCS Code
<input type="checkbox"/> LS200001	LifeStand Helium LS Wheelchair Base <i>This is an adult, manual wheelchair with the following features:Manual or (optional) power standing function; adjustable frame depth; rigid aluminum sideframes; fold down, angle adjustable -3° to + 12° backrest; multiple footrest/footplate options; quick release front & rear wheels. Weight Capacity is 265lbs.</i>	9,995.00	

Choose One of the Following Items:

Part Num	Description	Price	HCPCS Code
<input type="checkbox"/> LS200002	Manual Stand Up Function (LS)	No Charge	
<input type="checkbox"/> LS200003	Powered Stand Up Function (LSE) <i>Includes batteries and charger.</i>	1,995.00	

Choose One of the Following Items:

Part Num	Description	Price	HCPCS Code
<input type="checkbox"/> LS213307	Stand-Up Control - RIGHT (LSE only)	No Charge	
<input type="checkbox"/> LS213308	Stand-Up Control - LEFT (LSE only)	No Charge	

Choose One of the Following Items:

Part Num	Description	Price	HCPCS Code
<input type="checkbox"/> LS200004	Frame Color Black	No Charge	
<input type="checkbox"/> LS200005	Frame Color Deep Blue	No Charge	
<input type="checkbox"/> LS200006	Frame Color Electric Red	No Charge	
<input type="checkbox"/> LS200007	Frame Color Silver Metallic	No Charge	

Seat Width


Choose One of the Following Items:

Part Num	Description	Price	HCPCS Code
<input type="checkbox"/> LS201140	Seat Width - 36cm/14"	No Charge	
<input type="checkbox"/> LS201160	Seat Width - 40cm/16"	No Charge	
<input type="checkbox"/> LS201175	Seat Width - 44cm/17.5"	No Charge	
<input type="checkbox"/> LS201190	Seat Width - 48cm/19"	No Charge	

Seat Depth

Choose One of the Following Items:

Part Num	Description	Price	HCPCS Code
	Choose Seat Depth Below: <i>Should be approximately 4cm/1.5" less than Upper Leg Dimension (D) on Anatomical Graphic .</i>		
<input type="checkbox"/> LS202000	Seat Depth-41cm/16" Position 0 <i>Zero holes showing on insert tube at rear.</i>	No Charge	
<input type="checkbox"/> LS202205	Seat Depth-43cm/17" Position 1 <i>One hole showing on insert tube at rear.</i>	No Charge	
<input type="checkbox"/> LS202210	Seat Depth-45cm/17.5" Position 2 <i>Two holes showing on insert tube at rear - Std.</i>	No Charge	
<input type="checkbox"/> LS202220	Seat Depth-47cm/18.5" Position 3 <i>Three holes showing on insert tube at rear.</i>	No Charge	
<input type="checkbox"/> LS202230	Seat Depth-49cm/19" Position 4 <i>Four holes showing on insert tube at rear.</i>	No Charge	
<input type="checkbox"/> LS202235	Seat Depth-51cm/20" Position 5 <i>Five holes showing on insert tube at rear.</i>	No Charge	
<input type="checkbox"/> LS202245	Seat Depth-53cm/21" Position 6 <i>Six holes showing on insert tube at rear.</i>	No Charge	
<input type="checkbox"/> LS202250	Seat Depth-55cm/21.5" Position 7 <i>Seven holes showing on insert tube at rear.</i>	No Charge	



Seat Depth

Seat to Footplate

Choose One of the Following Items:

Part Num	Description	Price	HCPCS Code
	Choose Seat to Footplate Setting Below: <i>IMPORTANT: Measurement for this setting is from the top of the seat rail to the top middle of the footplate. This measurement must be made taking the client's seat cushion into consideration.</i>		
<input type="checkbox"/> LS203165	Seat to Footplate-27cm /11" Position 9 <i>One Piece Footplate ONLY</i>	No Charge	
<input type="checkbox"/> LS203170	Seat to Footplate-29cm /11.5" Position 8 <i>One Piece Footplate ONLY</i>	No Charge	
<input type="checkbox"/> LS203175	Seat to Footplate-31cm /12" Position 7 <i>One Piece Footplate ONLY</i>	No Charge	
<input type="checkbox"/> LS203180	Seat to Footplate-33cm /13" Position 6 <i>Usable With Any Footplate</i>	No Charge	
<input type="checkbox"/> LS203190	Seat to Footplate-35cm /14" Position 5 <i>Usable With Any Footplate</i>	No Charge	
<input type="checkbox"/> LS203200	Seat to Footplate-37cm /14.5" Position 4 <i>Usable With Any Footplate</i>	No Charge	
<input type="checkbox"/> LS203205	Seat to Footplate-39cm /15" Position 3 <i>Usable With Any Footplate</i>	No Charge	
<input type="checkbox"/> LS203210	Seat to Footplate-41cm /16" Position 2 <i>Usable With Any Footplate</i>	No Charge	
<input type="checkbox"/> LS203220	Seat to Footplate-43cm /17" Position 1 - Std <i>Usable With Any Footplate</i>	No Charge	
<input type="checkbox"/> LS203225	Seat to Footplate-45cm /17.5" Position 0 <i>Possible with 26" rear wheels only!</i>	No Charge	
<input type="checkbox"/> LS203230	Seat to Footplate-47cm /18.5" Position -1 <i>Possible with 26" rear wheels only!</i>	No Charge	

Rear Wheel Position

Choose One of the Following Items:

Part Num	Description	Price	HCPCS Code
	Please Select Desired Rear Wheel Position: <i>IMPORTANT: Position 1 represents most forward (front end light) position of the wheel and Position 7 represents the most rearward (front end stable) position of the wheel.</i>		
<input type="checkbox"/> LS204103	Rear Wheel Position 1 Location = Holes 1 & 3	No Charge	
<input type="checkbox"/> LS204204	Rear Wheel Position 2 Location = Holes 2 & 4	No Charge	
<input type="checkbox"/> LS204305	Rear Wheel Position 3 Location = Holes 3 & 5 <i>This is the standard position.</i>	No Charge	
<input type="checkbox"/> LS204406	Rear Wheel Position 4 Location = Holes 4 & 6	No Charge	
<input type="checkbox"/> LS204507	Rear Wheel Position 5 Location = Holes 5 & 7	No Charge	
<input type="checkbox"/> LS204608	Rear Wheel Position 6 Location = Holes 6 & 8	No Charge	
<input type="checkbox"/> LS204709	Rear Wheel Position 7 Location = Holes 7 & 9	No Charge	

Rear Wheels

Choose One of the Following Items:

Part Num	Description	Price	HCPCS Code
<input type="checkbox"/> LS105001	24"x1" Standard Wheel <i>24"x1", hub black, spoke silver.</i>	No Charge	
<input type="checkbox"/> LS105004	24"x1" Spinergy Wheel Black <i>Spinergy 24"x1", hub clear conical, spoke BLACK.</i>	819.00	

Rear Wheels

Choose One of the Following Items:

Part Num	Description	Price	HCPCS Code
<input type="checkbox"/> LS105005	24"x1" Spinergy Wheel Blue <i>Spinergy 24"x1", hub black conical, spoke BLUE.</i>	819.00	
<input type="checkbox"/> LS105006	24"x1" Spinergy Wheel Red <i>Spinergy 24"x1", hub black conical, spoke RED.</i>	819.00	
<input type="checkbox"/> LS105012	24"x1" Spinergy Wheel White <i>Spinergy 24"x1", hub black conical, spoke WHITE.</i>	819.00	
<input type="checkbox"/> LS105003	26"x1" Wheel Kit Complete <i>26"x1", Low Tread Pneu 115 psi, hub black conical, handrim anod black, spoke silver. Includes 6" casters and downpost extensions.</i>	407.00	
<input type="checkbox"/> LS105025	Omit Wheels, Prep Chair for 26" Spinergy Wheels	No Charge	

Rear Wheel Tire Options

Choose One of the Following Items:

Part Num	Description	Price	HCPCS Code
<input type="checkbox"/> LS106001	24"x1" Hi Pressure Tire <i>24"x1", Schwalbe Low Tread Pneu, 145 psi.</i>	No Charge	
<input type="checkbox"/> LS106002	24"x1" Marathon Tire <i>24"x1", Medium Tread, 145 psi, Extended Wear, Black.</i>	201.00	
<input type="checkbox"/> LS106003	24"x1 3/8" Standard <i>24"x1 3/8", High Tread Pneu 58 psi.</i>	No Charge	
<input type="checkbox"/> LS106004	24"x1" Solid Poly <i>24" x 1, Low Tread Solid Poly</i>	98.00	E2220
<input type="checkbox"/> LS106005	24"x1 3/8" Solid Poly <i>24"x1 3/8", High Tread Solid Poly</i>	98.00	E2220
<input type="checkbox"/> LS106006	24"x1 3/8" Solid Poly Diamond <i>24"x1 3/8", Diamond Tread Solid Poly</i>	98.00	E2220

Rear Wheel Accessories

Choose One of the Following Items:

Part Num	Description	Price	HCPCS Code
<input type="checkbox"/> LS107001	Handrim - Anodized Clear for "Standard Wheel"	No Charge	
<input type="checkbox"/> LS107002	Handrim - Chrome for "Standard Wheel"	102.00	
<input type="checkbox"/> LS107004	Handrim - Plastic Coated for "Standard Wheel"	102.00	
<input type="checkbox"/> LS107003	Handrim - Anodized Black for "Spinergy Wheel"	No Charge	
<input type="checkbox"/> LS107005	Handrim - Plastic Coated for "Spinergy Wheel"	102.00	

Choose One of the Following Items:

Part Num	Description	Price	HCPCS Code
<input type="checkbox"/> LS107101	0° Camber Tube - Standard or Spinergy Wheel	No Charge	
<input type="checkbox"/> LS107102	3° Camber Tube - Standard or Spinergy Wheel	304.00	

Select Options:

Part Num	Description	Price	HCPCS Code
<input type="checkbox"/> LS107201	Transparent Spokeguards <i>N/A on Spinergy Wheels.</i>	98.00	K0065
<input type="checkbox"/> LS107202	Reflectors - in spoke	39.00	
<input type="checkbox"/> LS107203	Wheel Lock Extension Ext. 15cm/6" fold away	81.00	E0961
<input type="checkbox"/> LS207001	One Arm Drive <i>Only available with 24" "standard" wheel and 0° camber tube.</i>	1,540.00	
	Mount One Arm Drive to Left Wheel: _____		
	Mount One Arm Drive to Right Wheel: _____		

Front Casters

Front Casters

Choose One of the Following Items:

Part Num	Description	Price	HCPCS Code
<input checked="" type="checkbox"/> LS208160	6" Solid Poly Casters	No Charge	

Gas Strut Strength

Choose One of the Following Items:

Part Num	Description	Price	HCPCS Code
Select Req'd Gas Strut Strength Below: Use the chart on the last page of this order form to select the appropriate gas strut strength. NOTE: If ordering the Powered Stand Up Function (LS200003), you MUST select the 500N Gas Strut Strength.			
<input type="checkbox"/> LS109200	Gas Strut Strength 200N	No Charge	
<input type="checkbox"/> LS109250	Gas Strut Strength 250N	No Charge	
<input type="checkbox"/> LS109300	Gas Strut Strength 300N	No Charge	
<input type="checkbox"/> LS109350	Gas Strut Strength 350N	No Charge	
<input type="checkbox"/> LS109400	Gas Strut Strength 400N	No Charge	
<input type="checkbox"/> LS109450	Gas Strut Strength 450N	No Charge	
<input type="checkbox"/> LS109500	Gas Strut Strength 500N	No Charge	
500N Gas Strut Strength must be selected if ordering the Powered Stand Up Function (LS200003).			
<input type="checkbox"/> LS109550	Gas Strut Strength 550N	No Charge	
<input type="checkbox"/> LS109600	Gas Strut Strength 600N	No Charge	
<input type="checkbox"/> LS109650	Gas Strut Strength 650N	No Charge	
<input type="checkbox"/> LS109700	Gas Strut Strength 700N	No Charge	

Seating System Options


Choose One of the Following Items:

Part Num	Description	Price	HCPCS Code
<input type="checkbox"/> LS210000	Seat Uph. Tension Straps <i>Requires cushion!</i>	160.00	
<input type="checkbox"/> LS210005	Seat Upholstery - Canvas Tension adjustable	No Charge	

Backrest Options

Choose One of the Following Items:

Part Num	Description	Price	HCPCS Code
Backrest Angle Compensation System			
<input type="checkbox"/> LS211000	Pos 1 Articulates 0° to standing position	No Charge	
<input type="checkbox"/> LS211006	Pos 3 Articulates -6° (fore) to stand position	No Charge	
<input type="checkbox"/> LS211007	Pos 2 Articulates + 7° (back) to stand position	No Charge	



Choose One of the Following Items:

Part Num	Description	Price	HCPCS Code
<input checked="" type="checkbox"/> LS211200	Backrest Uph. - Padded, Tension Adjustable	No Charge	

Choose One of the Following Items:

Part Num	Description	Price	HCPCS Code
<input type="checkbox"/> LS211414	Backrest Height 32cm/12.5" (n/a on 48cm/19" width)	201.00	
<input type="checkbox"/> LS211514	Backrest Height 40cm/16" on 36/40/44cm width	No Charge	
<input type="checkbox"/> LS211614	Backrest Height 52cm/20" on 36/40/44cm width	304.00	
<input type="checkbox"/> LS211714	Backrest Height 52cm/20" on 48cm width	No Charge	

Choose One of the Following Items:

Part Num	Description	Price	HCPCS Code
----------	-------------	-------	------------

Backrest Options

Choose One of the Following Items:

Part Num	Description	Price	HCPCS Code
<input checked="" type="checkbox"/> LS215202	Push Handles 89cm/35" from floor - Standard <i>Push Handle height with 12.5" high back = 31.5". Push Handle height with 16" high back = 35". Push Handle height with 20" high back = 39.5".</i>	No Charge	

Select Options:

Part Num	Description	Price	HCPCS Code
<input type="checkbox"/> LS215301	Thoracic Support - Left with mount	445.00	E0956,E1028
<input type="checkbox"/> LS215302	Thoracic Support - Right with mount	445.00	E0956,E1028

Seat Cushion Options

Select Options:

Part Num	Description	Price	HCPCS Code
<input type="checkbox"/> LS210010	Visco Seat Cushion (per seat dimensions)	153.00	
<input type="checkbox"/> LS112044	ROHO Low Prof Quadro Sel 14"W x 14"D (35x35cm)	510.00	K0736
<input type="checkbox"/> LS112046	ROHO Low Prof Quadro Sel 14"W x 16"D (35x40cm)	510.00	K0736
<input type="checkbox"/> LS112066	ROHO Low Prof Quadro Sel 16"W x 16"D (40x40cm)	510.00	K0736
<input type="checkbox"/> LS112068	ROHO Low Prof Quadro Sel 16"W x 18"D (40x45cm)	510.00	K0736
<input type="checkbox"/> LS112088	ROHO Low Prof Quadro Sel 18"W x 18"D (45x45cm)	510.00	K0736
<input type="checkbox"/> LS112208	ROHO Low Prof Quadro Sel 20"W x 18"D (51x45cm)	510.00	K0736

Armrest Options

Choose One of the Following Items:

Part Num	Description	Price	HCPCS Code
<input type="checkbox"/> LS213001	Armrest Short 17cm/7" to 23cm/9" to bend	481.00	E0973
<input type="checkbox"/> LS213002	Armrest Long 23cm/9" to 29cm/11.5" to bend	448.00	E0973

Choose One of the Following Items:

Part Num	Description	Price	HCPCS Code
<input type="checkbox"/> LS213570	Armrest Short - Pos 1 17cm/7" to bend	No Charge	
<input type="checkbox"/> LS213575	Armrest Short - Pos 2 19cm/7.5" to bend	No Charge	
<input type="checkbox"/> LS213580	Armrest Short - Pos 3 21cm/8" to bend	No Charge	
<input type="checkbox"/> LS213590	Armrest Short - Pos 4 23cm/9" to bend	No Charge	
<input type="checkbox"/> LS213690	Armrest Long - Pos 1 23cm/9" to bend	No Charge	
<input type="checkbox"/> LS213610	Armrest Long - Pos 2 25cm/10" to bend	No Charge	
<input type="checkbox"/> LS213611	Armrest Long - Pos 3 27cm/11" to bend	No Charge	
<input type="checkbox"/> LS213711	Armrest Long - Pos 4 29cm/11.5" to bend	No Charge	

Choose One of the Following Items:

Part Num	Description	Price	HCPCS Code
<input type="checkbox"/> LS213480	Arm Height 20cm/8" - Position 1 <i>Height N/A on LS model</i>	No Charge	
<input type="checkbox"/> LS213485	Arm Height 22cm/8.5" - Position 2 <i>Height N/A on LS model</i>	No Charge	
<input type="checkbox"/> LS213495	Arm Height 24cm/9.5" - Position 3 <i>Height N/A on LS model</i>	No Charge	
<input type="checkbox"/> LS213410	Arm Height 26cm/10" - Position 4 <i>Height N/A on LS model</i>	No Charge	
<input type="checkbox"/> LS213411	Arm Height 28cm/11" - Position 5 <i>Height available on both LS & LSE Models. N/A on 32cm/12.5" height back.</i>	No Charge	
<input type="checkbox"/> LS213412	Arm Height 30cm/12" - Position 6 <i>Height available on both LS & LSE Models. N/A on 32cm/12.5" height back.</i>	No Charge	

Armrest Options

Choose One of the Following Items:

Part Num	Description	Price	HCPCS Code
<input type="checkbox"/> LS213425	Arm Height 32cm/12.5" - Position 7 <i>Height available on both LS & LSE Models. N/A on 32cm/12.5" height back.</i>	No Charge	

Angle Adj Footplate

Choose One of the Following Items:

Part Num	Description	Price	HCPCS Code
<input type="checkbox"/> LS214102	Legrest = fixed, Footplate = dual, flip up	258.00	
<input type="checkbox"/> LS214104	Legrest = fixed, Footplate = 1 pc, flip up	201.00	
<input type="checkbox"/> LS214106	Legrest = fixed, Footplate = 1 pc, fixed	No Charge	
<input type="checkbox"/> LS214108	Legrest = swing away, Footplate = dual, flip up	407.00	

Choose One of the Following Items:

Part Num	Description	Price	HCPCS Code
Choose Footplate Angle Below:			
<input type="checkbox"/> LS214000	Angle Adj Footplate Set in Position 2 - (+0°)	77.00	K0040
<input type="checkbox"/> LS214005	Angle Adj Footplate Set in Position 1 - (+10°)	77.00	K0040
<input type="checkbox"/> LS214010	Angle Adj Footplate Set in Position 3 - (-10°)	77.00	K0040

Accessories

Choose One of the Following Items:

Part Num	Description	Price	HCPCS Code
<input type="checkbox"/> LS115001	Bodypoint Chest Strap S/M 36cm/14" - 40cm/16" width	97.00	E0960
<input type="checkbox"/> LS115002	Bodypoint Chest Strap Lrg 42cm/16.5" & wider seats	97.00	E0960

Choose One of the Following Items:

Part Num	Description	Price	HCPCS Code
<input checked="" type="checkbox"/> LS215003	Knee Block - Large Polyurethane Wrap Around	386.00	

Arm Loop Lever Not Required if Selecting Powered Stand Up Function:

Part Num	Description	Price	HCPCS Code
<input type="checkbox"/> LS115011	Arm Loop Lever Standard	No Charge	
<input type="checkbox"/> LS115012	Arm Loop Lever Standard Plastic Coated	278.00	
<input type="checkbox"/> LS115013	Arm Loop Lever Long	201.00	
<input type="checkbox"/> LS115014	Arm Loop Lever Long Plastic Coated	278.00	

Select Options:

Part Num	Description	Price	HCPCS Code
<input type="checkbox"/> LS215005	Anti-Tips	159.00	E0971
<input type="checkbox"/> LS215008	Calf Strap <i>Not compatible with with Footrest LS214108. Mandatory on all others.</i>	47.00	K0038
<input type="checkbox"/> LS115016	Bodypoint Stomach Harness	99.00	E0960
<input type="checkbox"/> LS215022	Headrest - Permobil Ergo Shape <i>Requires Headrest Mounting Hardware (LS215025) below.</i>	245.00	E0960
<input type="checkbox"/> LS215025	Headrest mount - adj, removable hardware	222.00	E1028
<input type="checkbox"/> LS215030	Tray Table - Adj. Removable <i>Requires Tray Table Hardware (LS215035) Below.</i>	265.00	E0950
<input type="checkbox"/> LS215035	Tray Table Hardware - Adj. Removable	335.00	E1028
<input type="checkbox"/> LS115009	Side Guards - Carbon Fiber (LS Only) <i>Mounts in Arm Loop Lever.</i>	267.00	
<input type="checkbox"/> LS115045	Side Guards - Transparent Mounts to Frame, LSE only <i>Requires LS210000 Strap type seat surface.</i>	167.00	

Notes & Additional Instructions:

Chair Order Policy:

You are highly encouraged to contact Permobil Sales with ANY questions regarding proper completion of our order forms at 1-800-736-0925. The order cannot be processed without the following:

- A client name or code, the client's measurements, the client's weight
- The order form must also be signed by a person authorized by your company to acknowledge the items selected. Permobil, Inc. is not responsible for configuration or size discrepancies resulting from customer errors on the order form.
- Order confirmations will be provided by Permobil summarizing the items selected. Please review this carefully.
- Once the order is shipped, any changes are subject to the returns policy and may be prohibited.

Order Acknowledgement:

I, _____, am an agent of the medical equipment provider named on this order form and I have the authority to contract for the purchase of powered wheelchairs and related parts on behalf of said provider. I acknowledge that I have reviewed this order and that it is complete and accurate to the best of my knowledge. I further acknowledge that any changes to this order after submission of this order form are subject to the returns policy and may carry additional charges.

Signed: _____

Printed Name: _____

Title: _____

Date: _____

NOTE: All specifications and prices are subject to change without notice. Please note that prices displayed are only valid if ordered with the wheelchair. Any parts ordered for service or future alterations will carry different pricing and warranty. MID PROFILE® Cushion is a registered trademark of the The ROHO Group. *The HCPCS codes provided are not intended to be billing or legal advice, rather our interpretation of the code definitions. Use of the codes does not ensure coverage or payment for the item. For coverage information, verify the policy of the appropriate payer.*

Gas Strut Selection Chart

Weight (lbs)	Seat Depth (See Page 2)							
	Position 0 16" (41cm)	Position 1 17" (43cm)	Position 2 17.5" (45cm)	Position 3 18.5" (47cm)	Position 4 19" (49cm)	Position 5 20" (51cm)	Position 6 21" (53cm)	Position 7 21.5" (55cm)
88	250 N	250 N	250 N	250 N	300 N	300 N	350 N	350 N
99	250 N	250 N	250 N	300 N	300 N	300 N	350 N	350 N
110	300 N	300 N	300 N	350 N	350 N	350 N	400 N	400 N
121	350 N	350 N	350 N	350 N	400 N	400 N	450 N	450 N
132	350 N	350 N	400 N	400 N	400 N	400 N	450 N	450 N
143	400 N	400 N	400 N	450 N	450 N	450 N	500 N	500 N
154	400 N	450 N	450 N	450 N	500 N	500 N	550 N	550 N
165	450 N	450 N	450 N	500 N	500 N	550 N	550 N	600 N
176	500 N	500 N	500 N	550 N	550 N	550 N	600 N	600 N
187	500 N	500 N	550 N	550 N	600 N	600 N	650 N	650 N
198	550 N	550 N	550 N	600 N	600 N	650 N	650 N	650 N
209	550 N	550 N	600 N	600 N	650 N	650 N	700 N	700 N
220	600 N	600 N	650 N	650 N	700 N	700 N	700 N	700 N
231	600 N	600 N	650 N	650 N	700 N	700 N	700 N	700 N
242	650 N	650 N	650 N	700 N	700 N	700 N	700 N	700 N
253	650 N	650 N	700 N	700 N	700 N	700 N	700 N	700 N
264	700 N	700 N	700 N	700 N	700 N	700 N	700 N	700 N