

Helium



** Indicates a Required Field*

Dealer Information

* Contact: _____

Dealer Code: _____

* Dealer Name: _____

Address: _____

* City: _____

* Province: _____

* Phone#: _____

* Fax#: _____

PO#: _____

Email Address: _____

Client Information

Permobil recommends that the client is evaluated by a certified rehab specialist.

* First Name: _____

* Last Name: _____

Diagnosis: _____

Funding Source: _____

Client Age: _____

Client Measurements

* Weight: _____

* Height: _____

A) Top of Shoulders: _____

B) Chest Depth: _____

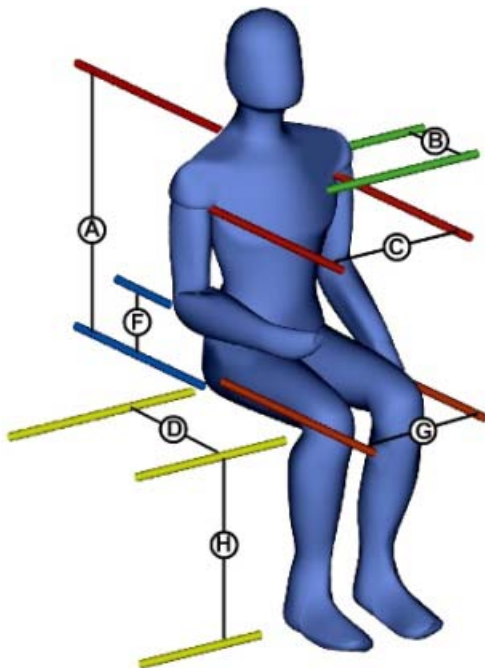
C) Chest Width: _____

D) Upper Leg Dimension: _____

F) Seat Pan to Elbow: _____

G) Hip Width: _____

H) Knee to Footplate: _____



Display ADP Codes on order/quote

Please send order/quote to fax#: **(800) 231-3256**

Email to: sales@permobilus.com

Permobil Ltd.
4 - 75 Mary St.
Aurora, Ontario
L4G 1G3

Tel: (888) 726-9330

CAN Fax: (905) 726-9990

US Fax: (800) 231-3256

www.permobil.com

Canadian prices effective **Jan 16, 2012** and payable in Canadian dollars.



Chair Model and Colors

Select Options:

Part Num	Description	Price CAD
<input checked="" type="checkbox"/> LSA-HEL	Lifestand Helium Wheelchair <i>This is an adult, ultralight manual wheelchair with the following features: manual standing function, adjustable frame depth, rigid frame with aluminum, titanium and carbon fiber components, fold down, angle adjustable (-3° to +12°) backrest, one piece carbon fiber fixed footplate, quick release front and rear wheels. Weight capacity is 220lbs.</i>	11,545.00

Must select one of the following:

Part Num	Description	Price CAD
<input type="checkbox"/> LS100001	Frame Colour Black	No Charge
<input type="checkbox"/> LS100006	Frame Colour Wine Red	No Charge
<input type="checkbox"/> LS100009	Frame Colour Chrome	No Charge
<input type="checkbox"/> LS100011	Frame Colour Arctic White	No Charge
<input type="checkbox"/> LS100013	Frame Colour Deep Blue	No Charge

Seat Width


Must select one of the following:

Part Num	Description	Price CAD
<input type="checkbox"/> LS101140	Seat Width - 36cm/14"	No Charge
<input type="checkbox"/> LS101150	Seat Width - 38cm/15"	No Charge
<input type="checkbox"/> LS101160	Seat Width - 40cm/16"	No Charge
<input type="checkbox"/> LS101165	Seat Width - 42cm/16.5"	No Charge
<input type="checkbox"/> LS101175	Seat Width - 44cm/17.5"	No Charge
<input type="checkbox"/> LS101185	Seat Width - 46cm/18"	No Charge

Seat Depth

Must select one of the following:

Part Num	Description	Price CAD
	Choose Seat Depth Below: <i>Should be approximately 4cm/1.5" less than Upper Leg Dimension (D) on Anatomical Graphic .</i>	
<input type="checkbox"/> LS102210	Seat Depth 43cm / 17" - Position 0 <i>Zero holes showing on insert tube at rear.</i>	No Charge
<input type="checkbox"/> LS102220	Seat Depth 45cm / 17.5" - Position 1 <i>One hole showing on insert tube at rear.</i>	No Charge
<input type="checkbox"/> LS102230	Seat Depth 47cm / 18.5" - Position 2 <i>Two holes showing on insert tube at rear - Std.</i>	No Charge
<input type="checkbox"/> LS102235	Seat Depth 49cm / 19" - Position 3 <i>Three holes showing on insert tube at rear.</i>	No Charge
<input type="checkbox"/> LS102245	Seat Depth 51cm / 20" - Position 4 <i>Four holes showing on insert tube at rear.</i>	No Charge
<input type="checkbox"/> LS102250	Seat Depth 53cm / 21" - Position 5 <i>Five holes showing on insert tube at rear.</i>	No Charge



Seat to Footplate

Must select one of the following:

Part Num	Description	Price CAD
	Choose Seat to Footplate Setting Below: <i>IMPORTANT: Measurement for this setting is from the top of the seat rail to the top middle of the footplate. This measurement must be made with the client seated in the chair with their seat cushion in place.</i>	



Seat to Footplate

Must select one of the following:

Part Num	Description	Price CAD
<input type="checkbox"/> LS103200	Seat to Footplate - 40cm / 16" - Position 4	No Charge
<input type="checkbox"/> LS103205	Seat to Footplate - 42cm / 16.5" - Position 3	No Charge
<input type="checkbox"/> LS103210	Seat to Footplate - 44cm / 17.5" - Position 2	No Charge
<input type="checkbox"/> LS103220	Seat to Footplate - 46cm / 18" - Position 1	No Charge
<input type="checkbox"/> LS103230	Seat to Footplate - 50cm / 19.5" - Position 0 "Position 0" requires 26" wheels and 6" casters.	No Charge

Rear Wheel Position

Must select one of the following:

Part Num	Description	Price CAD
	Please Select Desired Rear Wheel Position: <i>IMPORTANT: Position 1 represents most forward (front end light) position of the wheel and Position 7 represents the most rearward (front end stable) position of the wheel.</i>	
<input type="checkbox"/> LS104013	Rear Wheel Position 1 (Location = Holes 1 & 3)	No Charge
<input type="checkbox"/> LS104024	Rear Wheel Position 2 (Location = Holes 2 & 4)	No Charge
<input type="checkbox"/> LS104035	Rear Wheel Position 3 (Location = Holes 3 & 5)	No Charge
<input type="checkbox"/> LS104046	Rear Wheel Position 4 (Location = Holes 4 & 6)	No Charge
<input type="checkbox"/> LS104057	Rear Wheel Position 5 (Location = Holes 5 & 7)	No Charge
<input type="checkbox"/> LS104068	Rear Wheel Position 6 (Location = Holes 6 & 8)	No Charge
<input type="checkbox"/> LS104079	Rear Wheel Position 7 (Location = Holes 7 & 9)	No Charge



Rear Wheels

Must select one of the following:

Part Num	Description	Price CAD
<input type="checkbox"/> LS105001	24"x1" Standard Wheel <i>24"x1", hub black, spoke silver.</i>	No Charge
<input type="checkbox"/> LS105004	24"x1" Spinergy Wheel Black <i>Spinergy 24"x1", hub clear conical, spoke BLACK.</i>	860.00
<input type="checkbox"/> LS105005	24"x1" Spinergy Wheel Blue <i>Spinergy 24"x1", hub black conical, spoke BLUE.</i>	860.00
<input type="checkbox"/> LS105006	24"x1" Spinergy Wheel Red <i>Spinergy 24"x1", hub black conical, spoke RED.</i>	860.00
<input type="checkbox"/> LS105012	24"x1" Spinergy Wheel White <i>Spinergy 24"x1", hub black conical, spoke WHITE.</i>	860.00
<input type="checkbox"/> LS105003	26"x1" Wheel Kit Complete <i>26"x1", Low Tread Pneu 115 psi, hub black conical, handrim anod black, spoke silver. Includes 6" casters and downpost extensions.</i>	427.00
<input type="checkbox"/> LS105025	Omit Wheels, Prep Chair for 26" Spinergy Wheels	No Charge

Rear Wheel Tire Options

Must select one of the following:

Part Num	Description	Price CAD
<input type="checkbox"/> LS106001	24"x1" Hi Pressure Tire <i>24"x1", Schwalbe Low Tread Pneu, 145 psi.</i>	No Charge
<input type="checkbox"/> LS106002	24"x1" Marathon Tire <i>24"x1", Medium Tread, 145 psi, Extended Wear, Black.</i>	211.00
<input type="checkbox"/> LS106003	24"x1 3/8" Standard <i>24"x1 3/8", High Tread Pneu 58 psi.</i>	No Charge



Rear Wheel Tire Options

Must select one of the following:

Part Num	Description	Price CAD
<input type="checkbox"/> LS106004	24"x1" Solid Poly 24" x 1, Low Tread Solid Poly	103.00
<input type="checkbox"/> LS106005	24"x1 3/8" Solid Poly 24"x1 3/8", High Tread Solid Poly	103.00
<input type="checkbox"/> LS106006	24"x1 3/8" Solid Poly Diamond 24"x1 3/8", Diamond Tread Solid Poly	103.00

Rear Wheel Accessories

Must select one of the following:

Part Num	Description	Price CAD
<input type="checkbox"/> LS107001	Handrim - Anodized Clear for "Standard Wheel"	No Charge
<input type="checkbox"/> LS107002	Handrim - Chrome for "Standard Wheel"	107.00
<input type="checkbox"/> LS107004	Handrim - Plastic Coated for "Standard Wheel"	107.00
<input type="checkbox"/> LS107003	Handrim - Anodized Black for "Spinergy Wheel"	No Charge
<input type="checkbox"/> LS107005	Handrim - Plastic Coated for "Spinergy Wheel"	107.00

Must select one of the following:

Part Num	Description	Price CAD
<input type="checkbox"/> LS107101	0° Camber Tube - Standard or Spinergy Wheel	No Charge
<input type="checkbox"/> LS107102	3° Camber Tube - Standard or Spinergy Wheel	319.00

Select Options:

Part Num	Description	Price CAD
<input type="checkbox"/> LS107201	Transparent Spokeguards N/A on Spinergy Wheels.	103.00
<input type="checkbox"/> LS107202	Reflectors - in spoke	41.00
<input type="checkbox"/> LS107203	Wheel Lock Extension Ext. 15cm/6" fold away	85.00

Front Casters

Must select one of the following:

Part Num	Description	Price CAD
<input type="checkbox"/> LS108051	5"x1" Soft Roll	No Charge
<input type="checkbox"/> LS108057	5" Solid Poly w/Alum rim	168.00
<input type="checkbox"/> LS108061	6"x1" Solid Poly Casters (use w/ 26" Wheels only)	No Charge

Gas Strut Strength

Must select one of the following:

Part Num	Description	Price CAD
	Select Req'd Gas Strut Strength Below: Use the chart on the last page of this order form to select the appropriate gas strut strength. NOTE: If ordering the Powered Stand Up Function (LS200003), you MUST select the 500N Gas Strut Strength.	
<input type="checkbox"/> LS109200	Gas Strut Strength 200N	No Charge
<input type="checkbox"/> LS109250	Gas Strut Strength 250N	No Charge
<input type="checkbox"/> LS109300	Gas Strut Strength 300N	No Charge
<input type="checkbox"/> LS109350	Gas Strut Strength 350N	No Charge
<input type="checkbox"/> LS109400	Gas Strut Strength 400N	No Charge
<input type="checkbox"/> LS109450	Gas Strut Strength 450N	No Charge



Gas Strut Strength

Must select one of the following:

Part Num	Description	Price CAD
<input type="checkbox"/> LS109500	Gas Strut Strength 500N <i>500N Gas Strut Strength must be selected if ordering the Powered Stand Up Function (LS200003).</i>	No Charge
<input type="checkbox"/> LS109550	Gas Strut Strength 550N	No Charge
<input type="checkbox"/> LS109600	Gas Strut Strength 600N	No Charge
<input type="checkbox"/> LS109650	Gas Strut Strength 650N	No Charge
<input type="checkbox"/> LS109700	Gas Strut Strength 700N	No Charge

Seating System Options


Must select one of the following:

Part Num	Description	Price CAD
<input checked="" type="checkbox"/> LS110000	Seat Upholstery Tension adjustable	No Charge

Backrest Options

Must select one of the following:

Part Num	Description	Price CAD
	Backrest Angle Compensation System	
<input type="checkbox"/> LS111000	Pos 1 Articulates 0 Deg to standing position	No Charge
<input type="checkbox"/> LS111007	Pos 2 Articulates + 7 Deg (back) to stand position	No Charge
<input type="checkbox"/> LS111006	Pos 3 Articulates -6 Deg (fore) to stand position	No Charge



Must select one of the following:

Part Num	Description	Price CAD
<input checked="" type="checkbox"/> LS111200	Back Upholstery Padded Tension Adj.	No Charge

Select Options:

Part Num	Description	Price CAD
<input type="checkbox"/> LS111302	Back Ht Fixed 32cm/12.5" to top of upholstery	No Charge
<input type="checkbox"/> LS111301	Back Ht Ext - Strght Adj 38cm/15" - 46cm/19"	242.00
<input type="checkbox"/> LS111300	Back Ht Ext - Push Handle Adj. 38cm/15"-46cm/19"	324.00

Seat Cushion Options

Select Options:

Part Num	Description	Price CAD
<input type="checkbox"/> LS112044	ROHO Low Prof Quadro Sel 14"W x 14"D (35x35cm)	536.00
<input type="checkbox"/> LS112046	ROHO Low Prof Quadro Sel 14"W x 16"D (35x40cm)	536.00
<input type="checkbox"/> LS112066	ROHO Low Prof Quadro Sel 16"W x 16"D (40x40cm)	536.00
<input type="checkbox"/> LS112068	ROHO Low Prof Quadro Sel 16"W x 18"D (40x45cm)	536.00
<input type="checkbox"/> LS112088	ROHO Low Prof Quadro Sel 18"W x 18"D (45x45cm)	536.00
<input type="checkbox"/> LS112208	ROHO Low Prof Quadro Sel 20"W x 18"D (51x45cm)	536.00

Armrest Options

Must select one of the following:

Part Num	Description	Price CAD
<input type="checkbox"/> LS113001	Swing Away Armrest 24cm/9.5" to top of arm	172.00
<input type="checkbox"/> LS113002	Omit Armrest Assembly	No Charge



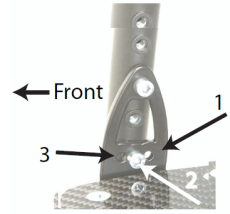
Angle Adj Footplate



Angle Adj Footplate

Must select one of the following:

Part Num	Description	Price CAD
Choose Footplate Angle Below:		
<input type="checkbox"/> LS114000	Angle Adj Footplate Set in Position 2 - (+0°)	81.00
<input type="checkbox"/> LS114005	Angle Adj Footplate Set in Position 1 - (+10°)	81.00
<input type="checkbox"/> LS114010	Angle Adj Footplate Set in Position 3 - (-10°)	81.00
<i>Positions 1 & 3 cannot be used if footplate in lowest position.</i>		



Accessories

Must select one of the following:

Part Num	Description	Price CAD
<input type="checkbox"/> LS115001	Bodypoint Chest Strap S/M 36cm/14" - 40cm/16" width	102.00
<input type="checkbox"/> LS115002	Bodypoint Chest Strap Lrg 42cm/16.5" & wider seats	102.00

Must select one of the following:

Part Num	Description	Price CAD
<input type="checkbox"/> LS115003	Knee Block - Standard Neoprene ____ "A" for Frame Width 36cm/40cm/44cm ____ "B" for Frame Width 38cm/42cm/46cm	187.00
<input type="checkbox"/> LS115006	Knee Block - Medium Neoprene ____ "A" for Frame Width 36cm/40cm/44cm ____ "B" for Frame Width 38cm/42cm/46cm	283.00
<input type="checkbox"/> LS115017	Knee Block - Large Poly Wrap Around ____ "A" for Frame Width 36cm/40cm/44cm ____ "B" for Frame Width 38cm/42cm/46cm	438.00



Must select one of the following:

Part Num	Description	Price CAD
<input type="checkbox"/> LS115011	Arm Loop Lever Standard	No Charge
<input type="checkbox"/> LS115012	Arm Loop Lever Standard Plastic Coated	293.00
<input type="checkbox"/> LS115013	Arm Loop Lever Long	211.00
<input type="checkbox"/> LS115014	Arm Loop Lever Long Plastic Coated	293.00

Select Options:

Part Num	Description	Price CAD
<input type="checkbox"/> LS115010	Anti-Tippers	107.00
<input type="checkbox"/> LS115020	Helium Kneepad Storage Bag	164.00
<input checked="" type="checkbox"/> LS115015	Calf Strap	49.00
<input type="checkbox"/> LS115016	Bodypoint Stomach Harness	104.00
<input type="checkbox"/> LS115009	Side Guards - Carbon Fiber (LS Only) <i>Mounts in Arm Loop Lever.</i>	280.00

Notes & Additional Instructions:

Chair Order Policy:

You are highly encouraged to contact Permobil Sales with ANY questions regarding proper completion of our orders. The order cannot be processed without the following:

- A client name or code, the client's measurements, the client's weight
- The order form must also be signed by a person authorized by your company to acknowledge the items selected. Permobil is not responsible for configuration or size discrepancies resulting from customer errors on the order form.
- Order confirmations will be provided by Permobil summarizing the items selected. Please review this carefully.
- Once the order is shipped, any changes are subject to the returns policy and may be prohibited.

Order Acknowledgement:

I, _____, am an agent of the medical equipment provider named on this order form and I have the authority to contract for the purchase of powered wheelchairs and related parts on behalf of said provider. I acknowledge that I have reviewed this order and that it is complete and accurate to the best of my knowledge. I further acknowledge that any changes to this order after submission of this order form are subject to the returns policy and may carry additional charges.

Signed: _____

Printed Name: _____

Title: _____

Date: _____

NOTE: All specifications and prices are subject to change without notice. Please note that prices displayed are only valid if ordered with the wheelchair. Any parts ordered for service or future alterations will carry different pricing and warranty. MID PROFILE® Cushion is a registered trademark of the The ROHO Group.

Gas Strut Selection Chart

	Seat Depth (See Page 2)					
Weight (lbs)	Position 0 17" (43cm)	Position 1 17.5" (45cm)	Position 2 18.5" (47cm)	Position 3 19" (47cm)	Position 4 20" (51cm)	Position 5 21"(53cm)
88	250 N	250 N	250 N	250 N	300 N	300 N
99	250 N	250 N	250 N	300 N	300 N	300 N
110	300 N	300 N	300 N	350 N	350 N	350 N
121	350 N	350 N	350 N	350 N	400 N	400 N
132	350 N	350 N	400 N	400 N	400 N	400 N
143	400 N	400 N	400 N	450 N	450 N	450 N
154	400 N	450 N	450 N	450 N	500 N	500 N
165	450 N	450 N	450 N	500 N	500 N	550 N
176	500 N	500 N	500 N	550 N	550 N	550 N
187	500 N	500 N	550 N	550 N	600 N	600 N
198	550 N	550 N	550 N	600 N	600 N	650 N
209	550 N	550 N	600 N	600 N	650 N	650 N
220	600 N	600 N	650 N	650 N	700 N	700 N